

arte con

(art with)



Let's make a Valentine's Card!

What you will need:




crayons, scissors, glue

Directions:

- Print the pages.
- Color the hearts and cut them out.
- Color the bow and cut it out.
- Trace the stems (dotted lines).
- Glue the hearts on top of the stems on the dots.
- Glue the bow on the x at the bottom of the stems.
- Trace the words: "Te Amo" (I Love You)
(tay ah-moe)


heart = corazón

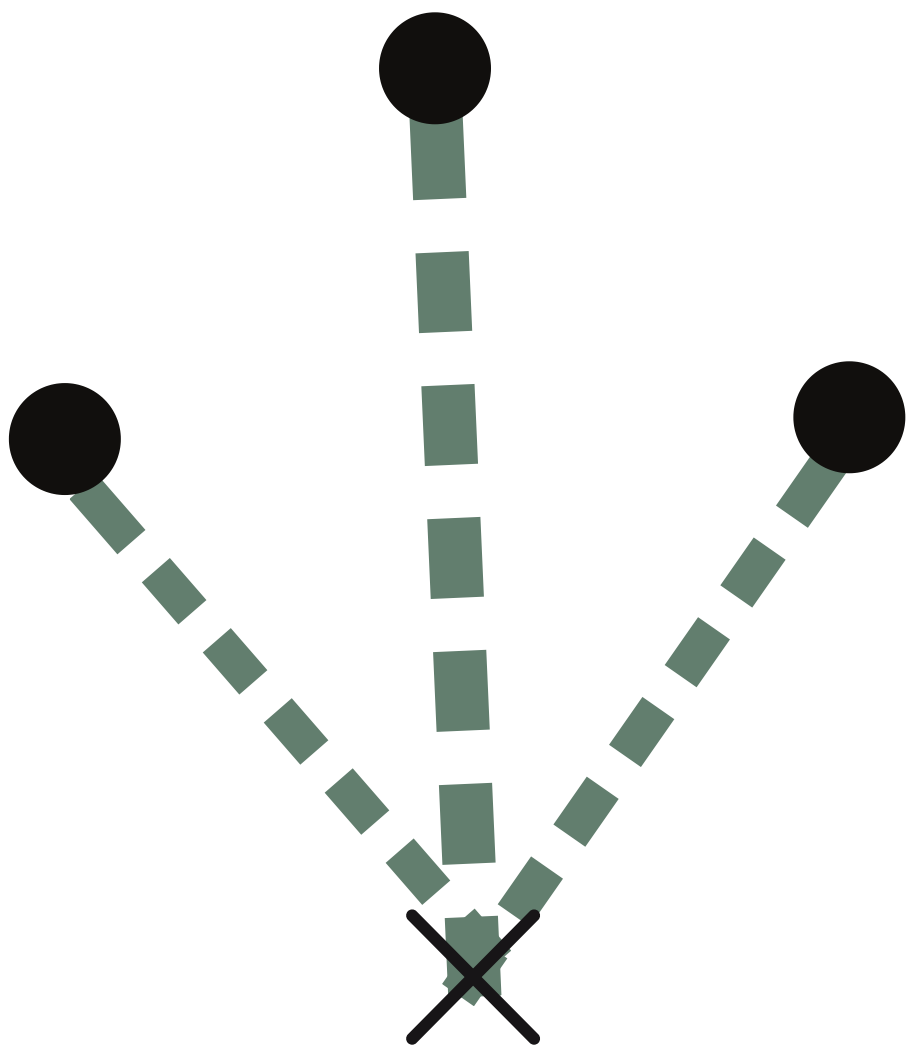
(core-ah-zone)



bow = lazo

(lah-so)





TEAMWORK