



# Valentine's Day

## Día de San Valentín


### Vocabulary:




card = tarjeta  
(tar-het-ah)



letter = carta  
(car-tah)



envelope = sobre  
(so-bray)




mailbox = buzón  
(boo-sohn)



friends = amigos  
(ah-me-goes)




gift = regalo  
(ray-gahl-oh)



love = amor  
(ah-more)

**Directions:** Color the pictures and trace the new Spanish words.


---



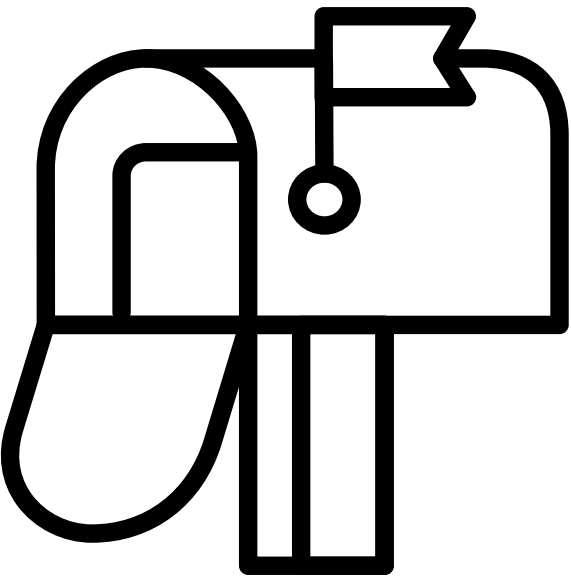
TARJETA




CARTA



SOBRE




ETIQUETA



AMIGOS



REGALO



AMOR


**Directions:** Read the story and glue the picture in the box that matches the Spanish word next to it.

---

**¡ Feliz día de San Valentín!**


A day to show those we love how much they mean.

Our **amigos**




are special, we love them so.


We'll write them a **carta**




Or we can make a **tarjeta**  
to show our love.




Put it in a **sobre**  
with their address above.



There are so many **regalos**  
to show we care.



And share our **amor**  
everywhere.




**¡Feliz día de San Valentín!**




**Directions:** Find the correct picture that matches the words above and glue the picture in the correct box.



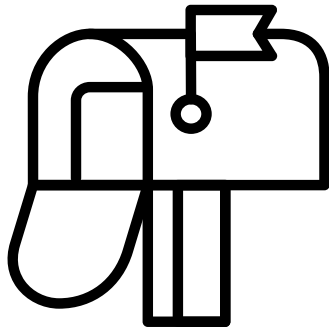
gift



envelope



love



mailbox



letter



friends



card