


Vocabulary:



Easter Bunny =
conejo de Pascua
(cone-eh-hoe day pas-kwah)



Easter Eggs =
huevos de Pascua
(way-vose day pas-kwah)




Easter Basket =
canasta de Pascua
(can-ah-stah day pas-kwah)



Easter Candy =
dulces de Pascua

(duel-ses day pas-kwah)



tulips = tulipanes


(tool-E-pahn-es)




Happy Easter =
Felices Pascuas

(fell-E-ses pa-squas)


Directions: Color the Easter pictures and trace the new Spanish words.




CONEJO DE
PASCUA




HUEVOS
DE PASCUA




CANASTA
DE PASCUA



DULCES DE
PASCUA



TULIPANES



FELICES
PASCUAS

Directions: Cut out each of the shapes.

Glue the large circle where it says CARA (face).

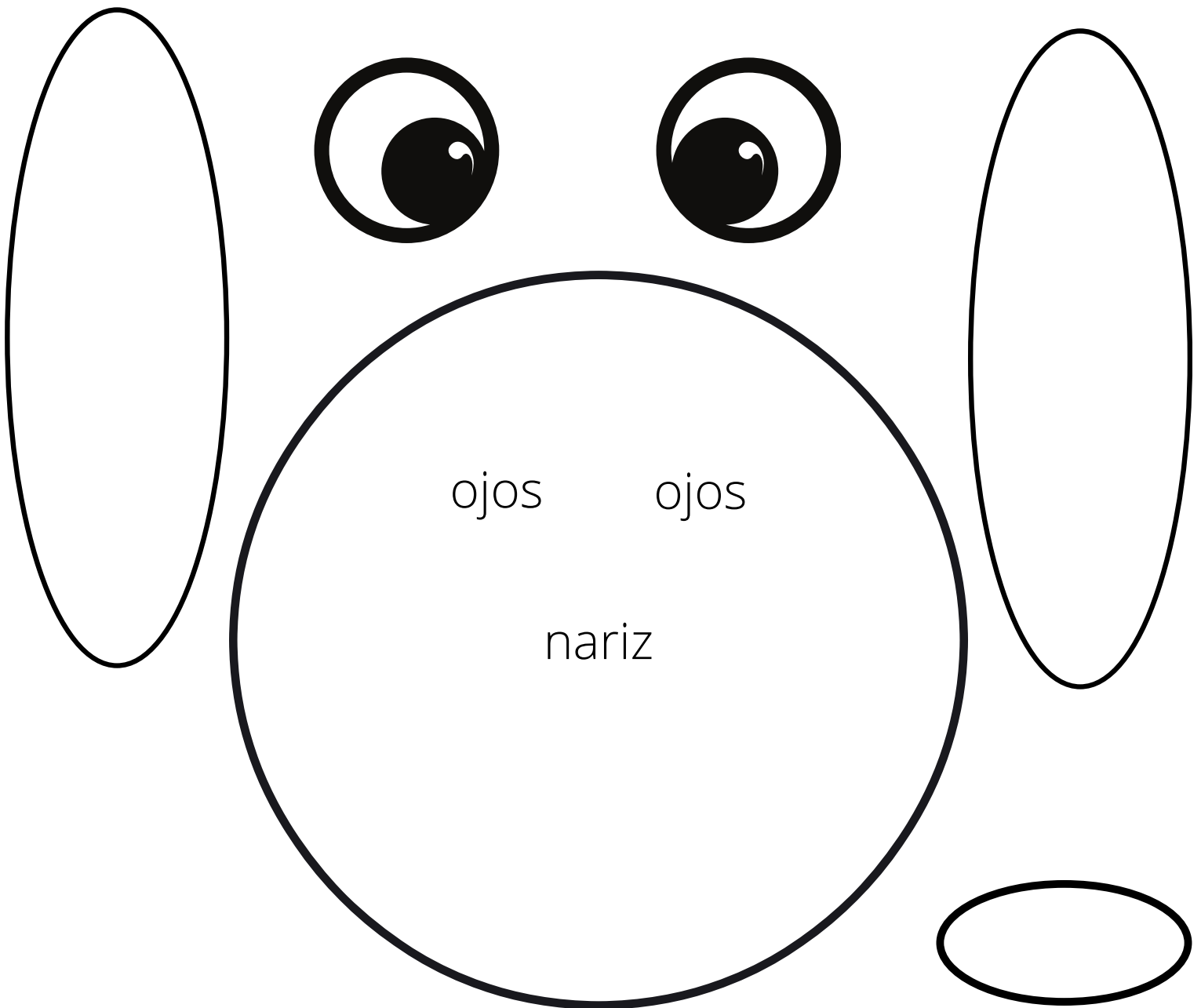
Glue the large ovals where it says OREJAS (ears).

Glue the small oval where it says NARIZ (nose).

Glue the circles where it says OJOS (eyes).

Draw a BOCA (mouth).

Trace FELICES PASCUAS (Happy Easter).



orejas

Orejas

CARA

FELICES PASCUAS